



VoterPortal registration

Kevala Matavalla

Step 1: Open the website - VoterPortal



- Please click on the link given and the website should open like below. Link: <https://voterportal.eci.gov.in/>

Login

Don't have an account? [Create an account](#)

Mobile Number / Email ID / Voter ID Number

Password

Remember Password

[Forgot password?](#)



Solve the maths and enter



Login



#ClickSeEPIC

Download your digital voter ID Card
[more info click here](#)



ನನ್ನ ನಗರ! ನನ್ನ ಹೆಮ್ಮೆ! ನನ್ನ ಜವಾಬ್ದಾರಿ! My City! My Pride! My Responsibility!

Step 2: Register yourself on the website



- Please use your mobile to register yourself by clicking on the “Create an Account” link



Create your Account ×

Select if you are overseas Elector

Register yourself by entering email id

Eg: example@domain.com

OR

Enter 10 Digit Mobile Number

Eg: XXXXXXXXXX

Already have an account? [Login here](#)

Step 3: Enter the OTP and finish registration process



- You will receive an OTP, please enter the same to login

Create your Account ×

Enter 10 Digit Mobile Number

9441693302 Send OTP

Verification Code
Please enter 6 digit verification code sent on your registered mobile number

00:49


Already have an account? [Login here](#)

ನನ್ನ ನಗರ! ನನ್ನ ಹೆಮ್ಮೆ! ನನ್ನ ಜವಾಬ್ದಾರಿ! My City! My Pride! My Responsibility!







Step 4: Choosing action(New Voter, Shifting)



- Please choose the action that you want from the toolbar as shown below:

Complaint regar 

Search in Electoral Roll

					
New Voter Registration	Correction in Voter ID	Shifted to Other Place	Replacement of Voter ID	Deletion of Voter ID	Download e-EPIC

ನನ್ನ ನಗರ! ನನ್ನ ಹೆಮ್ಮೆ! ನನ್ನ ಜವಾಬ್ದಾರಿ! My City! My Pride! My Responsibility!

Voter Card Migration - Step 1



- Please click on “Yes, I have a Voter ID” number
- Please enter EPIC number in the text box below and click on Fetch Details; Then click on “Proceed”

Do you already have Voter ID number?

NO, I don't have Voter ID number

YES, I have Voter ID number

Please enter your Voter ID number

UHN4102174

Fetch details

We have found this record for your Voter ID UHN4102174 Please click on Proceed button

Proceed

Voter Card Migration - Step 2



- You will be shown the details of your previous voter card
- Please click on the relevant “Shifter outside/within assembly constituency” and click Save and Continue

Record found		पहचान पत्र क्रमांक/Voter ID No: UHN4102174	
नाम/Name	ಬಿ ವಿ ಲಲಿಠಾಂಬ / B V Lalithamba	पिता/पति का नाम/ Father's/Husband's Name	ಪನೀಶ ರಾವ್ / Phaneesh Rao
लिंग/Gender	F	उम्र/Age	47
राज्य/State	Karnataka	विधान सभा निर्वाचन क्षेत्र/ Assembly Constituency	Bommanahalli - 175
पहचान पत्र क्रमांक/ EPIC No	UHN4102174	संसदीय निर्वाचन क्षेत्र/ Parliamentary Constituency	Bangalore South
भाग संख्या/Part Number	215	भाग का नाम/Part Name	Chinmayya Vidya mandir, Somasundara palya,560102
मतदाता क्रमांक/Serial No	70	मतदान केंद्र/Polling Station	Chinmayya Vidya mandir, Somasundara palya,560102

Shifted outside assembly constituency Shifted within assembly constituency

Save & Continue

ನನ್ನ ನಗರ! ನನ್ನ ಹೆಮ್ಮೆ! ನನ್ನ ಜವಾಬ್ದಾರಿ! My City! My Pride! My Responsibility!

Voter Card Migration - Step 3



- Please enter your current address with the right Post Office, Town name and Constituency
- If you are not sure of these above, please reach out to your nearest BNP volunteer

Enter your current address

House No*	Street / Area / Locality*	Post Office*
<input type="text"/>	<input type="text"/>	HSR Layout
<small>Please enter house no</small>	<small>Please enter stree / area / locality</small>	
Town*	City	Pin Code*
Bengaluru	<input type="text"/>	560102
<input checked="" type="checkbox"/>	<input checked="" type="checkbox"/>	<input checked="" type="checkbox"/>

Find your constituency in the map Enter your constituency manually

State / UT* District* Assembly Constituency*

Address Proofs Accepted:

- Indian Passport
- Driving License
- Bank/ Kisan/ Post Office current Passbook
- Ration Card
- Income Tax Assessment Order
- Rent Agreement
- Water Bill
- Telephone Bill
- Electricity Bill
- Gas Connection Bill
- Post/Letter/Mail delivered through Indian Postal Service

ನನ್ನ ನಗರ! ನನ್ನ ಹೆಮ್ಮೆ! ನನ್ನ ಜವಾಬ್ದಾರಿ! My City! My Pride! My Responsibility!

Voter Card Migration - Step 4



- Please select the address proof from the drop down, upload the address proof and click on “Save and Continue”
- The documents for Address Proof are listed below

The screenshot shows a web form titled "Enter your current address". The form contains the following fields and options:

- House No*:** F001
- Street / Area / Locality*:** Aakruthi Silverline, 27th Main, HSR
- Post Office*:** HSR Layout
- Town*:** Bengaluru (with a green checkmark)
- City*:** City (with a green checkmark)
- Pin Code*:** 560102 (with a green checkmark)
- Find your constituency in the map:** A radio button that is selected.
- Enter your constituency manually:** An unselected radio button.
- Map:** A map showing the location of the address in Bengaluru, with a red pin. The map includes labels for "Karnataka", "Chennai", "B.B.M.P(SOUTH)", and "B.T.M Layout".
- Select your address proof*:** A dropdown menu with "Bank/Kisan/Post Office current Pasbook" selected (with a green checkmark).
- Upload your relevant document*:** A section with an "Upload" button (with a green checkmark) and a "DigitLocker" button. Below this is a yellow box for document upload with a "Select File to upload" button. A note below the box states: "*Supported formats .jpg, .png / max 2MB".
- Navigation:** A "Back" button with "Save as Draft" text, and a "Save & Continue" button.

ನನ್ನ ನಗರ! ನನ್ನ ಹೆಮ್ಮೆ! ನನ್ನ ಜವಾಬ್ದಾರಿ! My City! My Pride! My Responsibility!

Voter Card Migration - Step 5



- Please enter your Date of birth and upload your relevant DOB document and click on Save and Continue
- The list of DOB documents are mentioned below

Date of Birth

Date of Birth* Select Year* Select Month* Select Date*

1987 05 15

Select Date of Birth Document* Select the document type here

Upload Your Relevant Document* Upload DigLocker

File Name: Pic_TVGSV16133719712773858_1613374133.jpeg
File Size 365KB

Preview

Well done! Your file has been uploaded

Back Save as Draft Save & Continue

Age Proofs Accepted:

Birth Certificate

Marksheet of Class 10 or 8 or 5

Indian Passport

PAN Card

Driving License


Aadhar Letter issued by UIDAI

Voter Card Migration - Step 6



- Please upload your photograph in your personal details and click on Save and Continue

Personal particulars Details


[Upload photograph](#)

ಲಿಂಗ / Gender* Female
ನಾಮ / Name* B V Lalithamba

*Color photograph must be in passport size which is clearly showing your face. The dimension of photograph must be 3.5*4.5 cm (width*height). Image size should be less than 200 KB and it's acceptable only in format of .jpg/.jpeg

Disability if any (Optional) No Disability

Please select the disability to help us serve you better. you can select one or multiple.

Locomotive Visual Deaf & dumb Other

[Back](#) [Save as Draft](#) [Save & Continue](#)

ನನ್ನ ನಗರ! ನನ್ನ ಹೆಮ್ಮೆ! ನನ್ನ ಜವಾಬ್ದಾರಿ! My City! My Pride! My Responsibility!

Voter Card Migration - Final Step



- You will be now shown a screen with the Form that you have filled
- Please check the details once and click on Submit if everything is correct
- Post the confirmation, you will be given a 'Reference No'. Please keep this number handy and give it to you BNP volunteer
- You will also receive a confirmation message stating that your application has been processed



Together we can make a difference

Thank You!